

PLANNING AID INFORMATION GADGET



Guided By
Ms. Bhagyasree,
Asst. Professor,
Dept of CSE,
SITAMS.

Presented By
P Roshini (16751A0580)

CONTENTS:

- Introduction
- Abstract
- Modules
 - Description of Modules
 - Flowcharts
- Sample Screenshots of Modules
- Conclusion



ABSTRACT:

- This project mainly demonstrates about the secure transformation of product details between client and management .
- On this note all the companies are assigning a job or raise a ticket through a mobile app with full security .
- It helps in reducing the workload and save time efficiency for the company as well as employees.
- Management will take the initiative for raising a ticket to the workers.
- This project will be flexible for all the users as it is easily available in our hands through an application in the mobile and it can be accessed from any where.



MODULES:

- ❖ Client:

The Person who gives the product to complete.

- ❖ Management:

The Person who assigns the job to the team member for the product given by the client.

- ❖ Team Member:

The Person who works on the job allotted by the management.

- ❖ Resource Fund:

The funding includes the payment paid if the client is satisfied with the product.



Modules Description:

- **Client:**

This module provides the client with information in detail. If the client user new to the application means they want to register to this application after they can access this application easily. The client can be added to the product requirements and if they explore for the development team. But it will get a requirement or otherwise, they can make utilize for the development process.



Modules Description:

- **Management:**

This module gives information about the complete manager details. And the manager has to maintain all the data with the complete list. The manager only has access to view and assigns the job for all the employees. Managers can view the client products and they can accept the requirement as per the needs. After that manager have to split the requirements to the required teams. As they have to allocated to the respective domain as well as they will be given the complete instruction for the project.



Modules Description:

- **Team Member:**

This module gives the information about the Team data and will be secured and maintained by the managers. If the Team member is new to the application means they want to register to this application after they can access this application easily. They can view the product list after that respective team can assign a job for the respective team members. At the last end of the day they want to send a final report to the manager. And they can update the status of the project and shared it with the teammates as well as the manager.



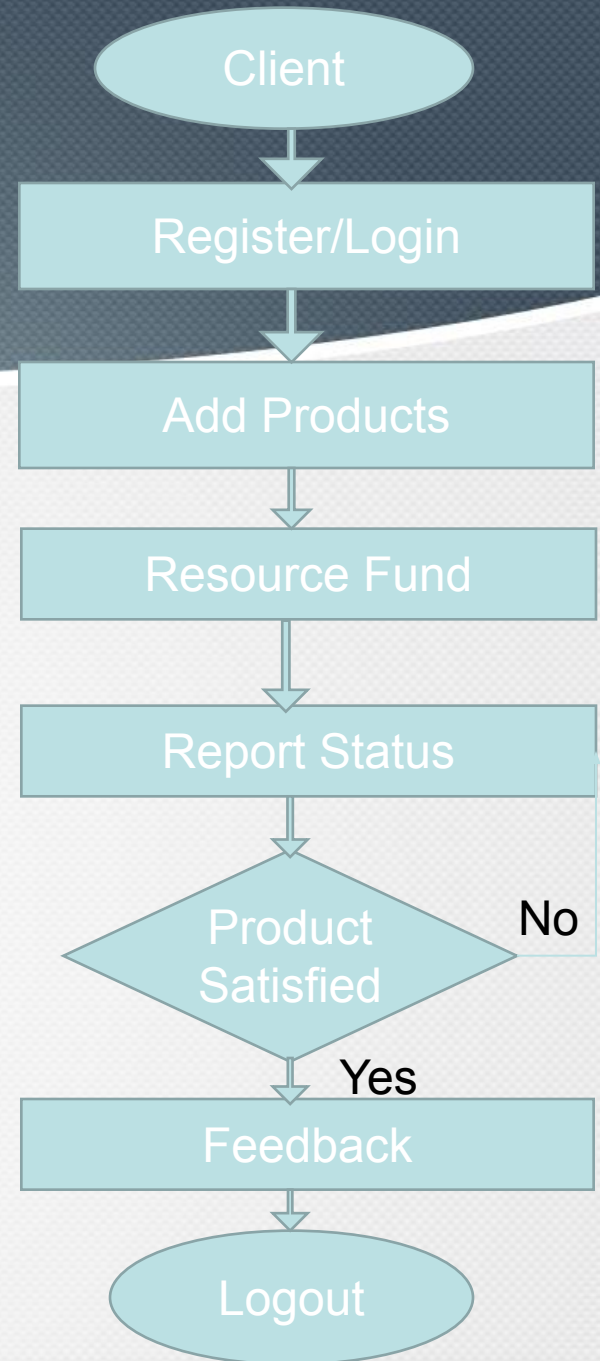
Modules Description:

- Resource Fund:

These modules provide information about the resource given by the client. They can allocate some resource funds for the product and it will be viewed to the managers. Once product delivery had satisfied with the client the resource will be delivered to the respective company and it have maintain with full security.



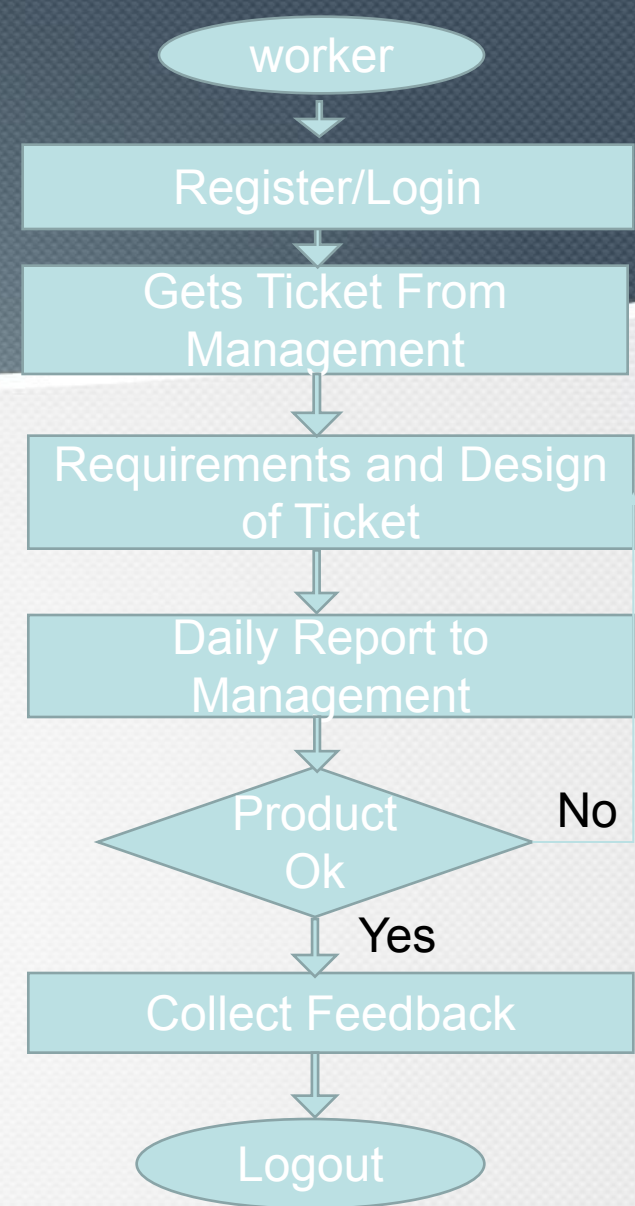
Client Flowchart:



Management Flowchart:



Team Member Flowchart:



Client Register/Login

Login Page



 Email Id

0 / 30

 Password



Sign in

Create a New Account..?

Register



Name

Employee ID

Address

Email Id

Mobile Number

Password




Re-Password



CREATE ACCOUNT



Management Home and Login Pages



Team Member Register/Login Page

Login Page



 Email Id

0 / 30

 Password



Sign in

[Create a New Account..?](#)

Register



Name

Employee ID

Address

Email Id

Mobile Number

Password



Re-Password



CREATE ACCOUNT



Resource Fund:



Payment Gateway

Total amount to be paid **\$ 120**

Payment Options

- Debit Card
- Credit Card
- Net Banking
- BHIM UPI

ENTER YOUR VIRTUAL PAYMENT ADDRESS (VPA)

Jackxxfredxxx@Yyyyyy

VPA is a unique payment address that can be linked to a person's bank accounts to make payments.

Pay Now



Payment Requested!

\$ 120

Paying to

National Relief Fund

Accept the payment request on your bank app and enter your bank MPIN

Cancel

Refresh

Conclusion:

- In this application, we have enrolled the online Job assignment with higher authority.
- It will get differ from the task given to each domain it will be most secure and valuable data transfer process has been happened.
- And the client can track the product with the help of the track sheet report will be sent from the management side.

And to make a better user interface model and user-friendly with a better option to the user connivance.

